

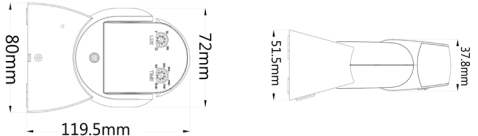
# INFRARED MOTION SENSORS 5 year replacement warranty



**IP65**

## SENS001 & SENS002

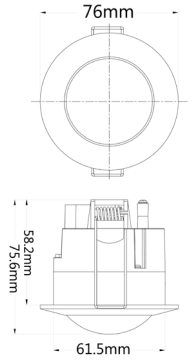
- Surface mounted
- 3 wire
- Detection range: 180°
- Detection distance: 12m max (<24°C)
- Detection motion speed: 0.6-1.5m/s
- Input voltage: 220-240V AC 50/60Hz
- Rated load: 1200W
- Time delay: min.10sec±3sec; max.15min±2min
- Ambient light: <3-2000lux (adjustable)
- Installation height: 1.8-2.5m
- **Suitable for use with LED**



## SENS003

- Recessed
- 3 wire
- Detection range: 360°
- Detection distance: 6m max (<24°C)
- Detection motion speed: 0.6-1.5m/s
- Input voltage: 220-240V AC 50/60Hz
- Rated load: 1200W
- Time delay: min.10sec±3sec; max.15min±2min
- Ambient light: <3-2000lux (adjustable)
- Installation height: 2.2-4m
- **Suitable for use with LED**

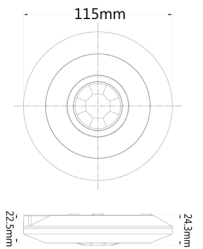
**IP20**



## SENS004

- Surface mounted
- 3 wire
- Detection range: 360°
- Detection distance: 6m max (<24°C)
- Detection motion speed: 0.6-1.5m/s
- Input voltage: 220-240V AC 50/60Hz
- Rated load: 2000W
- Time delay: min.10sec±3sec; max.15min±2min
- Ambient light: <3-2000lux (adjustable)
- Installation height: 2.2-4m
- **Suitable for use with LED**

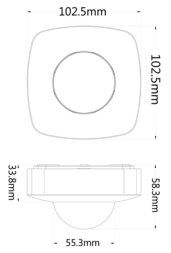
**IP20**



## SENS005

- Surface mounted
- 3 wire
- Detection range: 360°
- Detection distance: 20m max (<24°C)
- Detection motion speed: 0.6-1.5m/s
- Input voltage: 220-240V AC 50/60Hz
- Rated load: 2000W
- Time delay: min.10sec±3sec; max.30min±2min
- Ambient light: <3-2000lux (adjustable)
- Installation height: 2.2-6m
- **Suitable for use with LED**

**IP20**



UPDATED ON 23.02.2017