

# LED LINKABLE

## SL9706 TC SEAMLESS SLIMLINE



### CONSTRUCTION

- Select colour temperature with DIP switch
- Polycarbonate body
- Opal polycarbonate diffuser
- High efficiency SMD LED chips
- Built-in constant current non-dimmable LED driver
- Double insulation
- 1.2 m flex & 2 pin plug
- Mounting brackets and connectors (Straight & 10 cm flexible) included

### IP RATING

- IP20 suitable for interior use only

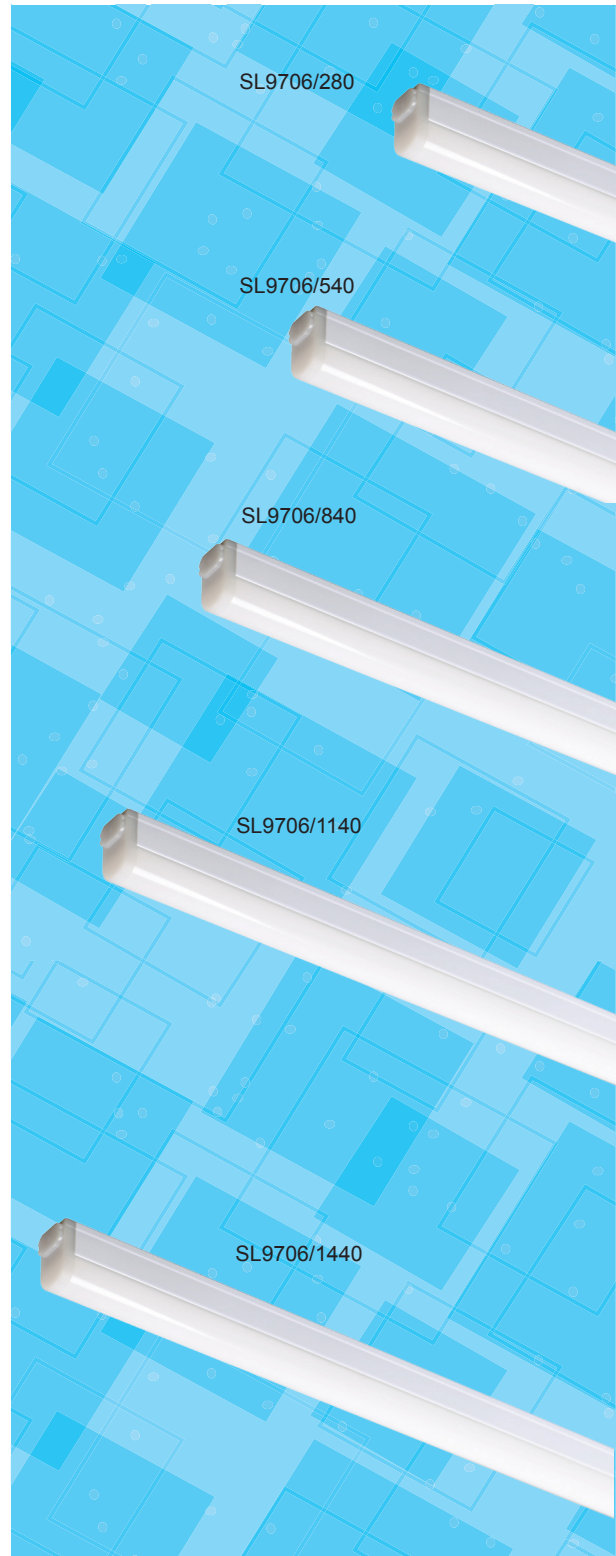
### ACCESSORIES

- SL9706/32CM LINK (L 320 mm)
- SL9706/76CM LINK (L 760 mm)

### MAXIMUM CONNECTIONS

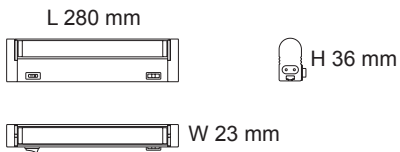
Mixed connections maximum 240W

SL9706/280TC	1	2	3	4...	55pcs
SL9706/540TC	1	2	3	4...	25pcs
SL9706/840TC	1	2	3	4...	17pcs
SL9706/1140TC	1	2	3	4...	12pcs
SL9706/1440TC	1	2	3	4...	10pcs

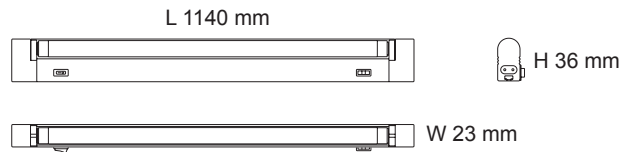


## DIMENSIONS

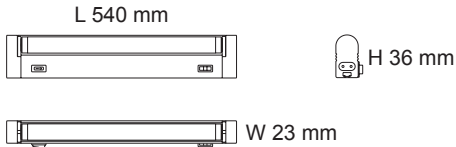
SL9706/280TC



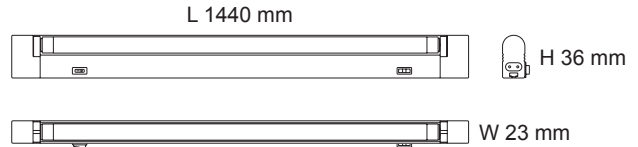
SL9706/1140TC



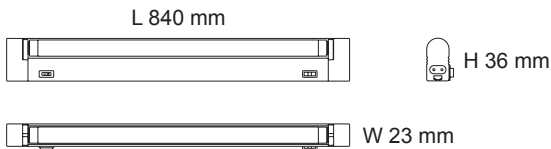
SL9706/540TC



SL9706/1440TC



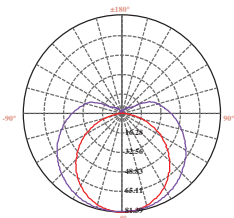
SL9706/840TC



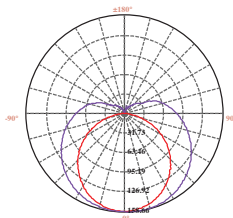
Model No.	Input	Power	Lumen	CCT	Beam Angle	CRI	Fitting Colour
SL9706/280TC	240V	4W	300lm/380lm/300lm	3000K/4000K/5000K	105°	>80	White
SL9706/540TC	240V	9W	750lm/800lm/750lm	3000K/4000K/5000K	105°	>80	White
SL9706/840TC	240V	13W	1050lm/1200lm/1050lm	3000K/4000K/5000K	105°	>80	White
SL9706/1140TC	240V	18W	1550lm/1600lm/1600lm	3000K/4000K/5000K	105°	>80	White
SL9706/1440TC	240V	22W	1800lm/2000lm/1800lm	3000K/4000K/5000K	105°	>80	White

## PHOTOMETRIC DATA (AT CCT 4000K) Unit: cd C0/C180 — C90/C270

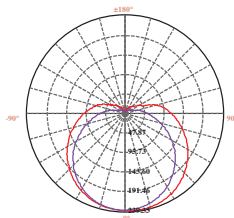
SL9706/280TC  
at 4000K



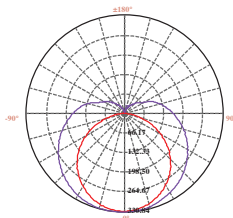
SL9706/540TC  
at 4000K



SL9706/840TC  
at 4000K



SL9706/1140TC  
at 4000K



SL9706/1440TC  
at 4000K

