

ENNA WALL LED

astro

GENERAL

LOCATION:	Interior
CLASS:	CE (Class I)
IP RATING:	IP20
BATHROOM ZONE:	Zone 3
VOLTAGE:	Mains 230V
INSTALLATION ORIENTATION:	Wall Mount - Horizontal
MAIN MATERIAL:	Metal - Zinc
DIMENSIONS:	H: 175mm W: 100mm D: 249mm
CUT OUT HOLE:	-
RECESS DEPTH:	-
FIRE RATING:	-
CABLE LENGTH:	-
GROSS WEIGHT (kg):	0.78

LAMP

LIGHT SOURCE:	HIGH POWER LED
MAXIMUM WATTAGE:	4.7W
LAMP INCLUDED:	Yes (Integral)
MAXIMUM LAMP LENGTH (mm):	-
LUMINOUS FLUX (lm):	104.98
COLOUR TEMP (K):	2700
CRI (Ra):	90
MACADAM ELLIPSE:	3-Step
TILT ADJUSTABLE ANGLE (°):	90
ROTATION ADJUSTABLE ANGLE (°):	330
AVERAGE LIFESPAN (hrs):	60,000hrs
L70:	>60,000 hours
BEAM ANGLE (°):	To Be Advised

ELECTRICAL

SWITCHED:	Yes
DIMMABLE:	No
DIMMING METHOD:	-
DRIVER INCLUDED:	Yes (Integral)
DRIVER OUTPUT CURRENT:	700mA
DRIVER OUTPUT VOLTAGE:	-
SUPPLY FREQUENCY (Hz):	50/60Hz
DRIVER/BALLAST VOLTAGE (V):	100-240
DRIVER AVERAGE LIFESPAN (hrs):	60000
EFFICACY (lm/W):	22.34

ADDITIONAL INFORMATION


SHADE INCLUDED:	Not Applicable
SHADE MATERIAL:	Not Applicable
F MARK:	Suitable for mounting on flammable materials



CODE: 1058032
FINISH: MATT WHITE



CODE: 1058033
FINISH: MATT BLACK



CODE: 1058056
FINISH: MATT NICKEL



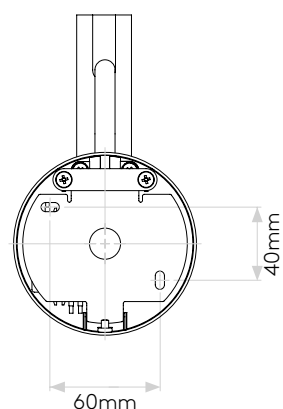
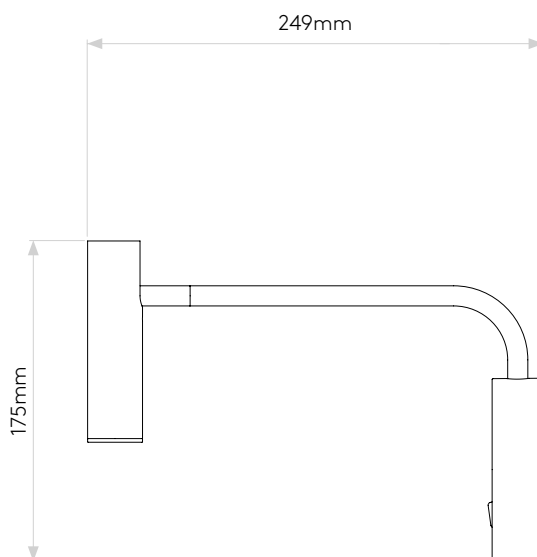
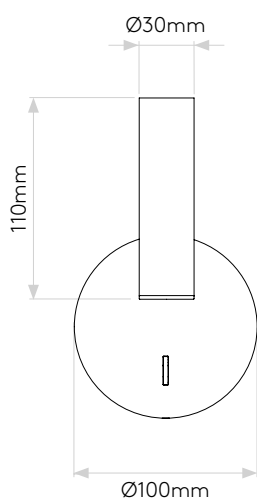
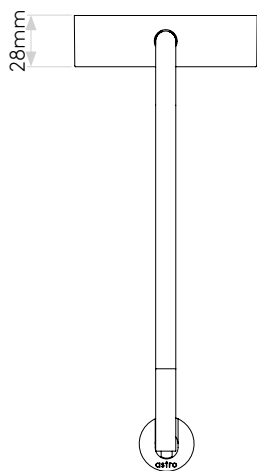
CODE: 1058105
FINISH: MATT GOLD

TO MAINTAIN THIS PRODUCT TO ITS BEST CONDITION, PLEASE VIEW OUR CARE AND CLEANING GUIDE ON THE SUPPORT SECTION OF THE ASTRO WEBSITE.

Pour entretenir au mieux ce produit, veuillez consulter notre guide d'entretien et de nettoyage, dans la rubrique d'aide sur le site Web d'Astro.

Um dieses Produkt im besten Zustand zu erhalten, beachten Sie bitte unseren Leitfaden zu Pflege und Reinigung im Abschnitt „Support“ auf der Astro-Website.

Per mantenere questo prodotto nelle sue migliori condizioni, consultare la nostra guida per la manutenzione e la pulizia nella sezione dedicata all'assistenza del sito Web Astro.



Please note that some dimensions may vary slightly due to manufacturing tolerances, this includes cable entry and fixing holes

Veuillez noter que certaines dimensions peuvent varier légèrement en raison des tolérances de fabrication, y compris l'entrée de câble et les trous de fixation.

Bitte beachten Sie, dass die Maße Fertigungstoleranzen unterliegen und daher in geringem Umfang von der angegebenen Größe abweichen können. Dies gilt auch für Kabeleingänge und Befestigungslöcher.

Si prega notare che possono esserci piccole variazioni in alcune dimensioni dovute alle tolleranze di produzione, queste includono l'ingresso del cavo e i fori di fissaggio.